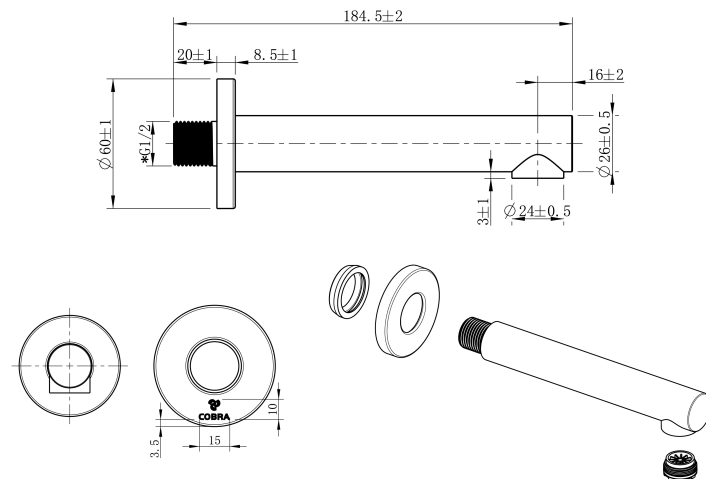



# Cobra Seine Matte Black Bath Spout

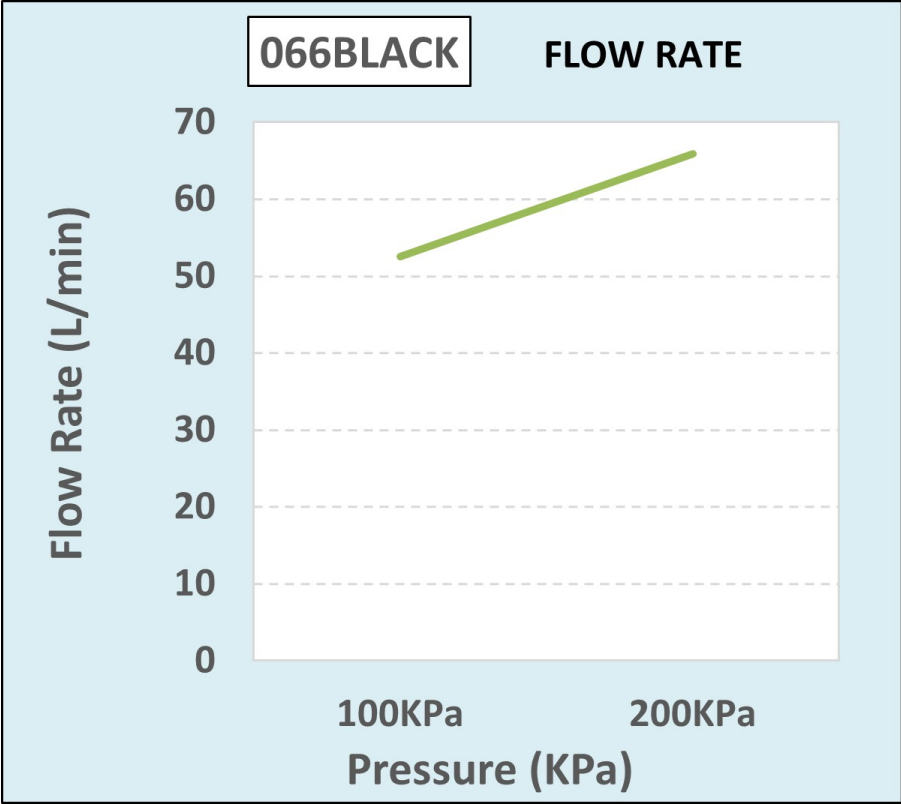


<b>Range:</b>	Seine Matte Black
<b>Description:</b>	<p>Tubular bath spout, 165mm length including flange, brass with matte black coating. Includes: 1/2" male inlet, wall flange</p> <p><b>Care &amp; Maintenance</b> - Ensure your product does not come into contact with any lubricants during installation. Chrome plated, matte black and any colour finishes should be wiped with warm soapy water and a soft cloth or sponge. Rinse, then dry and buff with a dry soft cloth. Under no circumstances must any detergents containing hydrochloric acids or abrasives including cream cleansers be used. Do not use abrasive cleaning materials such as scourers. Should your product have an aerator at the water outlet, it should be checked and cleaned regularly.</p>
<b>Product Code:</b>	066BLACK
<b>ERP Code:</b>	105588K000
<b>Barcode:</b>	6002194158127
<b>Product Features:</b>	Cobra TeamAssist, DZR Brass, 20 Year Warranty, 2 years on coating
<b>Dimensions:</b>	(l) 198mm x (w) 38mm x (h) 105mm
<b>Package Weight:</b>	0.24

## Product Images



## Flow Chart



MOT



Cobra TeamAssist



DZR Brass



20 Year Warranty



2 years on coating